



ASLI SHARIA BALANCED FUND  
JUNE 2025

PROFILE

PT ASURANSI JIWA ASTRA is a life insurance company with ownership of PT Astra International Tbk, PT Sedaya Multi Investama dan Koperasi Astra International. PT Asuransi Jiwa Astra offers a variety of products to meet the needs of Indonesians from various levels of life and market segments, both for individual customers in the form of life, health, accident, life insurance related to investment (unit link), sharia life insurance and employee benefit group business and pension fund (DPLK). As per 31 December 2024, the Risk Based Capital ratio of PT Asuransi Jiwa Astra reached 293% with unit link fund assets and pension fund assets amounted to Rp 3.86 trillion and Rp 3.75 trillion respectively.

INVESTMENT OBJECTIVE

To achieve long-term return through a combination of income and capital growth.

ASSET ALLOCATION

Money Market Instrument	8.48%
Sharia Bonds	50.69%
Sharia Equities	40.83%

UNIT PRICE

1,040.44

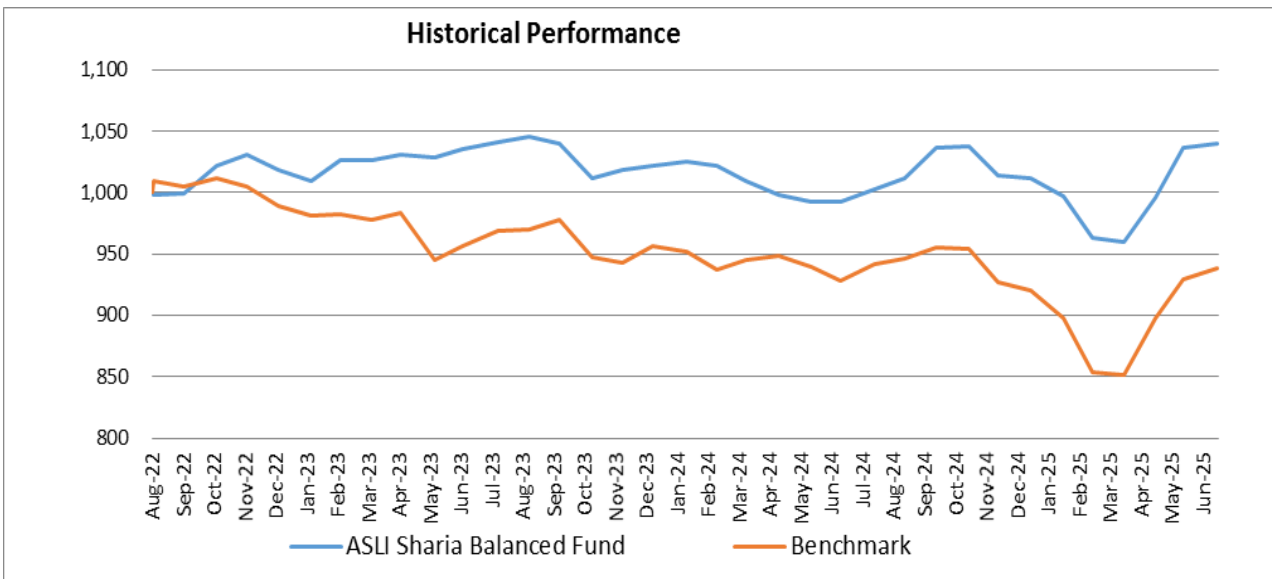
TOP HOLDINGS (in alphabetical order)

1 Astra International-Related Party	7 SBSN PBS 32
2 Indofood CBP	8 SBSN PBS 36
3 Kalbe Farma	9 SMBC Indonesia (Time Deposit)
4 Merdeka Copper Gold	10 Telkom Indonesia
5 SBSN PBS 003	11 Vale Indonesia
6 SBSN PBS 017	

SECTORAL ASSET ALLOCATION

Finance	56.89%	Health Care	2.97%
Infrastructure	10.65%	Energy	2.15%
Basic Material	9.62%	Consumer Cyclical	2.11%
Industrial	6.25%	Property & Real Estate	0.49%
Consumer Non Cyclical	5.58%		

PORTFOLIO PERFORMANCE



Monthly Performance :

Jul-24 : 0.98%	Jan-25 : -1.50%
Aug-24 : 0.92%	Feb-25 : -3.36%
Sep-24 : 2.46%	Mar-25 : -0.42%
Oct-24 : 0.18%	Apr-25 : 3.76%
Nov-24 : -2.31%	May-25 : 4.15%
Dec-24 : -0.22%	Jun-25 : 0.35%

Annual Performance :

2024	2023
-0.97%	0.37%

MARKET UPDATE

In the month of June, JII posted a return of +1.76% MoM and JCI -3.46% MoM with foreign outflow of Rp8.4tn. Indonesia equities returned to negative territory as foreign investors resumed their selloff during the month mainly from the big banks due to FTSE rebalancing while concerns on weak growth and corporate earnings. Domestic investors were very cautious with on the ground macro conditions as weak purchasing power and slow government spending may hit its toll on businesses and potentially on banks' earnings. Market volatility was added with the Israel-Iran conflict in the middle of the month which sparked fear of overshoot in oil price which is bad for Indonesia as a net importer of oil. The US' involvement and Iran's threat to close the Strait of Hormuz also added uncertainties though the conflict managed to de-escalate which bring oil price back down while gold price remained flattish yet elevated. Bank Indonesia maintained its rate despite investors' expectation of another round of rate cut during the month. Meanwhile, Danantara's more active role in seeking potential investment target within public equities also drove the market to some extent. In the fixed income market, The Government Sukuk index (IGSIX) increased by 0.98% MoM. Indonesia benchmark series 13 years' sharia government bond yield (PBS034) decreased by 6.5bps to 6.79%. BI unable to further cut rates in June as the meeting was held too close to Israel-Iran escalation hence BI was in a "wait-and-see" mode. Foreign investors posted a net sell of Rp7.6tn in IndoGB and percentage ownership is maintained at 14.56%. Sekuritas Rupiah Bank Indonesia ("SRBI") rates remained at 6.2-6.3% level for 12-month tenor. One-year government bond rallied by 25bps to 5.80%. In the money market funds, investments in bond maturing less than one year remains favourable compared to deposit rates. Large maturing SRBI in June likely helped with demand from Banks, and the trend likely to continue in July, assuming Rupiah does not depreciate significantly. In June 2025, BI middle rate was appreciated 0.14% to 16,233/USD.

INVESTMENT RETURN

	1 Month	3 Months	6 Months	YTD	1 Year	Since Inception
ASLI Sharia Balanced Fund	0.35%	8.44%	2.81%	2.81%	4.83%	4.04%
Benchmark *	0.97%	10.13%	1.97%	1.97%	1.02%	-6.20%

\*50% Average 3 months sharia time deposits-net of tax+ 50% Jakarta Islamic Index (JII)

OTHER INFORMATION

Launching Date	: August 22, 2022	Valuation Frequency	: Daily
Currency	: Rupiah	Bloomberg Ticker	: ASLBLFI
NAV/Unit at Inception Date	: IDR 1,000	Ujrah Switching of Investment	: IDR 100,000 after the 4th switching per year
Managed by	: PT Schroder Investment Management Indonesia	Ujrah Management of	: max. 2.50%
Custodian Bank	: DBS	Investment Fund (Annually)	
Asset Under Management	: IDR 5.20 Billion	Risk Category	: High
Outstanding Unit	: 5,001,803,7319		

Disclaimer

ASLI Sharia Balanced Fund is a unit-linked fund offered by PT Asuransi Jiwa Astra. This report has been prepared by PT Asuransi Jiwa Astra for informational purpose only. This report is not a solicitation to buy or to sell. All relevant things have been considered to make sure the report is correct, but there is no guarantee that the information is accurate and complete. PT Asuransi Jiwa Astra shall assume no liability for any loss arising from reliance on it. *Past performance does not reflect future performance*. The unit price may rise as well as fall and as such performance is uncertain. Potential investor should consult their financial consultant before investing.

Pusat Informasi dan Layanan Pengaduan

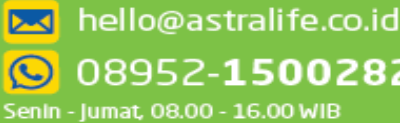
Syarat dan ketentuan yang berlaku terkait Produk Asuransi ini dapat diperoleh pada media berikut ini:

Contact Center Hello Astra Life

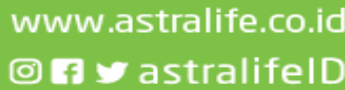


PT ASURANSI JIWA ASTRA berizin dan diawasi oleh Otoritas Jasa Keuangan

E-mail & Whatsapp



Website & Social Media



Surat Menyurat & Walk-In Customer

PT ASURANSI JIWA ASTRA  
Pondok Indah Office Tower 3, Lantai 1  
Jl. Sultan Iskandar Muda Kav. V - TA  
Pondok Indah, Jakarta Selatan 12310